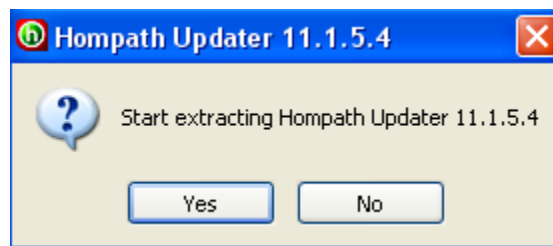


# Seigal Expert System Updater Ver 1.5.4

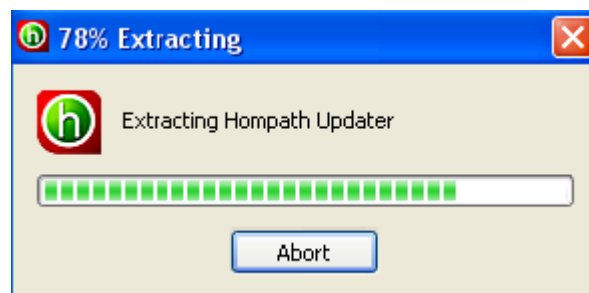
**Note** - Before downloading and installing “Seigal Expert System Updater Ver 1.5.4” make sure that you have run all the previous updaters in your system.

## Installation Instructions:

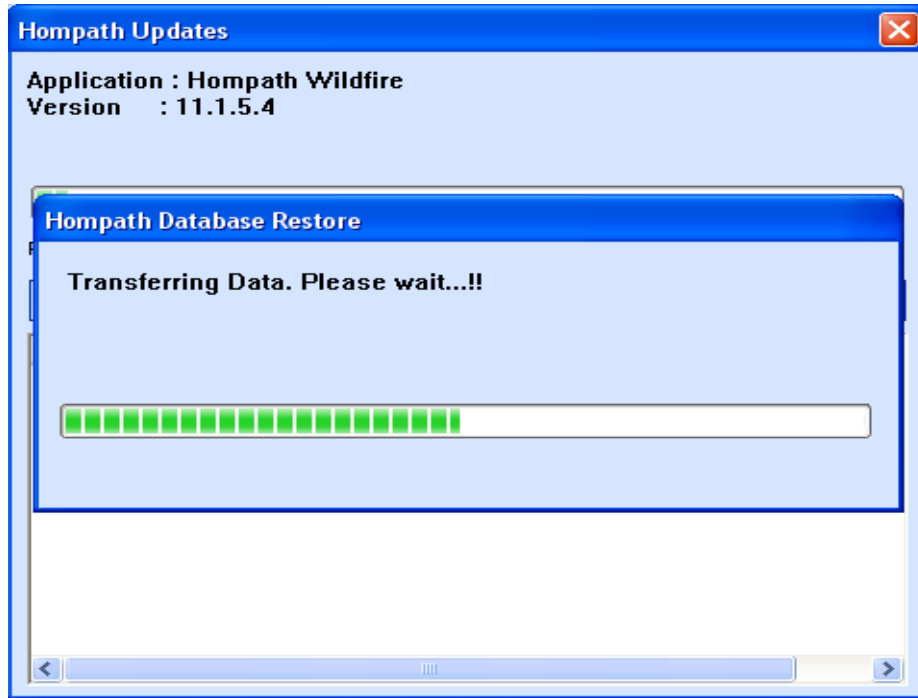
1. Download “**Seigal Expert System Updater Ver 1.5.4**” from <http://www.hompath.com/updates>
2. Close the Hompath Software, if it is open, before running the updater.
3. Insert your Hompath Application USB key and run downloaded **Seigal Expert System Updater Ver 1.5.4**.
4. Updater will guide you through update process.
5. Please follow the below given steps to update Hompath Application.
  - a. In the Updater setup start page. Select ‘**Yes**’ to continue update process.



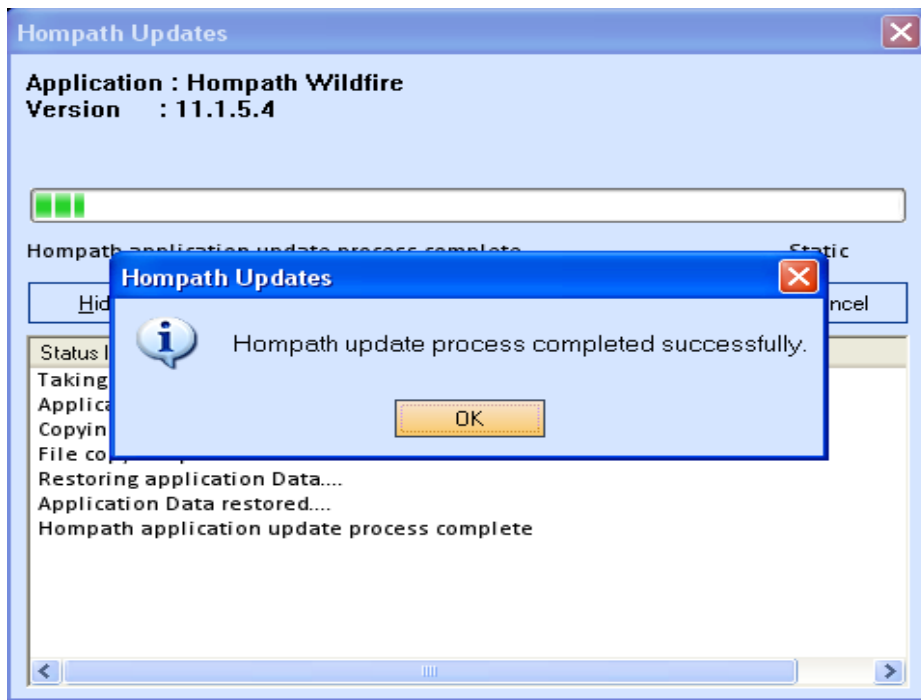
- b. The setup will extract the files as below.



c. Once extraction is done, the update process will start by applying changes and restoring data.



d. Hompath update process is successfully completed.



e. Start Hompath software.