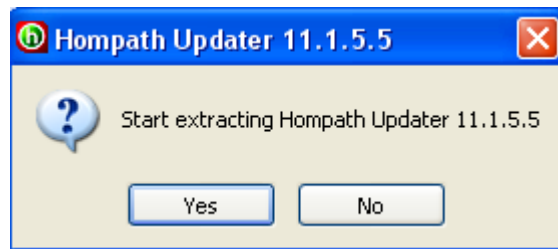


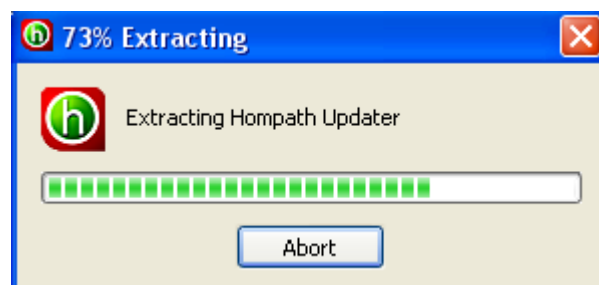
# Tempraz Expert System Updater Ver 1.5.5

## Installation Instructions:

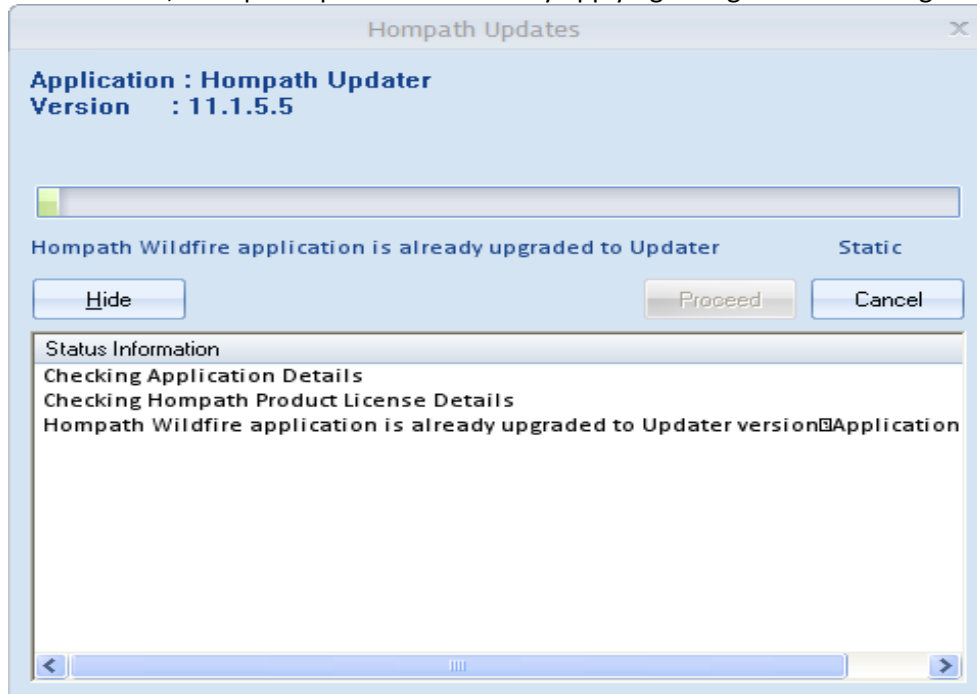
1. Download “**Tempraz Expert System Updater Ver 1.5.5**” from <http://www.hompath.com/updates>
2. Close the Hompath Software, if it is open, before running the updater.
3. Insert your Hompath Application USB key and run downloaded **Tempraz Expert System Updater Ver 1.5.5**.
4. Updater will guide you through update process.
5. Please follow the below given steps to update Hompath Application.
  - a. In the Updater setup start page. Select ‘**Yes**’ to continue update process.



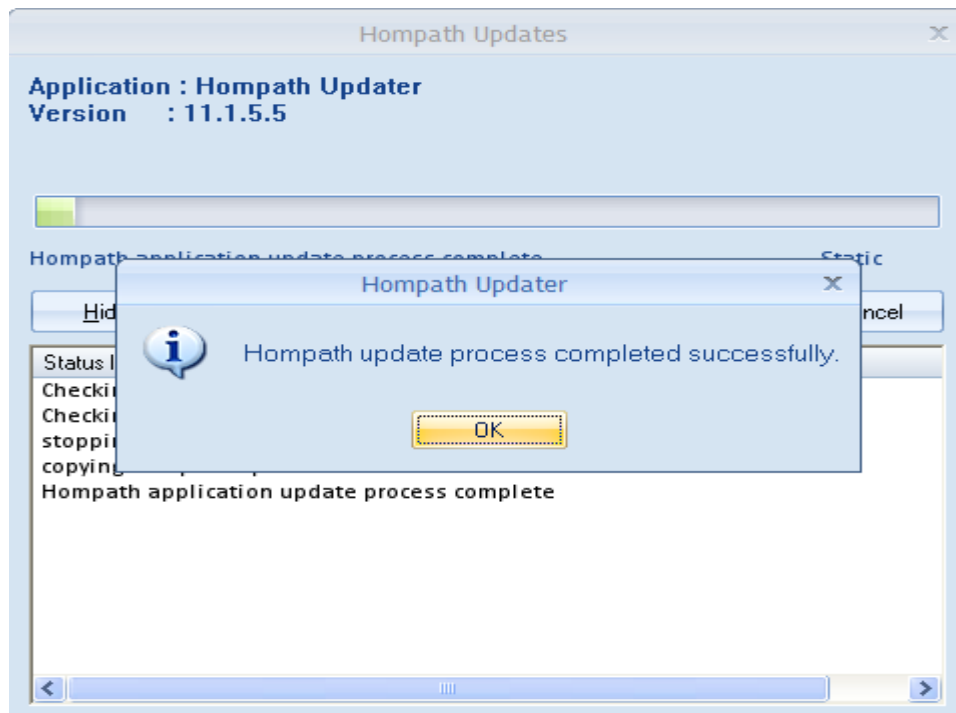
- b. The setup will extract the files as below.



- c. Once extraction is done, the update process will start by applying changes and restoring data.



- d. Hompath update process is successfully completed.



- e. Start Hompath software.